

# AngioGRAFT<sup>®</sup>

Aortoiliac Artery



The measurable advantage.



Pressurized diameter sizing

## Designed to make your surgery more efficient and predictable.<sup>1-10</sup>

AngioGraft aortoiliac arteries are available in three convenient configurations and include pressurized diameter sizing to improve procedural efficiency.

We are the first provider in the industry to offer this pressurized diameter sizing - offering a more predictable fit to the patient's anatomy and minimizing the need for graft modifications. During these critical, life-saving procedures - every minute counts.

In a study of 25 aortoiliac grafts, the difference between flaccid aortic diameter and pressurized graft diameter, demonstrated **significant variances** between grafts of the same flaccid diameter.<sup>11</sup>

## AngioGraft® Aortoiliac Artery allograft implants are the safe, natural solution.

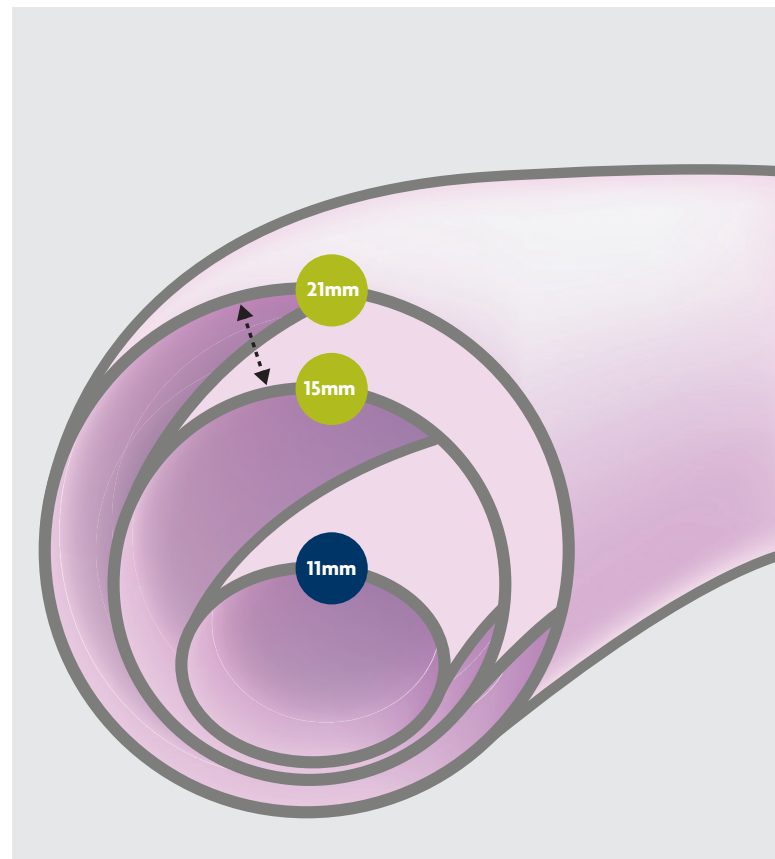


*LifeNet Health is the global leader in the tissue industry, with more than 35 years of experience maximizing the safety and efficacy of allografts.*



The clinical evidence for using cryopreserved allografts in aortic reconstruction confirms that these allografts are an efficacious and safe alternative to synthetic grafts. Whether you are treating an infected synthetic graft, a mycotic aneurysm, an aortoenteric fistula or have a patient who is at a higher risk of infection, we can provide you with the right graft.

With processing and distribution centers on both coasts, we are both efficient and reliable allograft providers. We collaborate with more than 50 recovery partners across the US, all of whom are required to adhere to our strict standards of donor screening and recovery techniques. This enables us to maintain a ready supply of grafts for your hospital's needs.



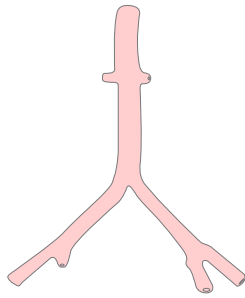
## The measurable advantage of our aortoiliac allograft.

The 11mm (flaccid diameter) grafts in the study referenced above, ranged from 15mm to 21mm when pressurized.<sup>11</sup>

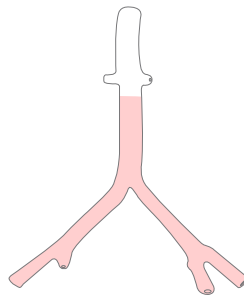
### KEY

- Flaccid inner diameter measurement of grafts in study
- Pressurized outer diameter measurement of grafts in study
- ⋈ Variance

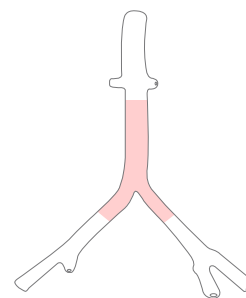
# Available in Three Convenient Configurations



**AI**  
(Aortoiliac)  
Full Aortoiliac



**DAI**  
(Distal Aorta & Iliacs)  
Distal Aorta & Iliacs  
w/o renals



**ABA**  
(Abdominal Aorta)  
Distal Aorta to the iliacs

Code	Description	Sizing (Length)
AI	Aortoiliac	Suprarenal to a minimum of 4 cm distal to the iliac bifurcation
DAI	Distal Aorta & Iliacs	Infrarenal to a minimum of 4 cm distal to iliac bifurcation
ABA	Abdominal Aorta	Infrarenal to 1 cm distal to the iliac bifurcation

**Fragile.** Store at liquid nitrogen vapor phase temperature (-120°C or below) and carefully follow the thaw and dilution instructions.

## References

1. Harlander-Locke, M.P., et al., The use of cryopreserved aortoiliac allograft for aortic reconstruction in the United States. *J Vasc Surg*, 2014. 59(3): p. 669-74.
2. Campbell, W.B., L.J. Tambeur, and V.R. Geens, Local complications after arterial bypass grafting. *Ann R Coll Surg Engl*, 1994. 76(2): p. 127-31.
3. O'Hara, P.J., et al., Surgical management of infected abdominal aortic grafts: review of a 25-year experience. *J Vasc Surg*, 1986. 3(5): p. 725-31.
4. Reilly, L.M., et al., Improved management of aortic graft infection: the influence of operation sequence and staging. *J Vasc Surg*, 1987. 5(3): p. 421-31.
5. Quinones-Baldrich, W.J., J.J. Hernandez, and W.S. Moore, Long-term results following surgical management of aortic graft infection. *Arch Surg*, 1991. 126(4): p. 507-11.
6. Seeger, J.M., et al., Long-term outcome after treatment of aortic graft infection with staged extra-anatomic bypass grafting and aortic graft removal. *J Vasc Surg*, 2000. 32(3): p. 451-9; discussion 460-1.
7. Clagett, G.P., R.J. Valentine, and R.T. Hagino, Autogenous aortoiliac/femoral reconstruction from superficial femoral-popliteal veins: feasibility and durability. *J Vasc Surg*, 1997. 25(2): p. 255-66; discussion 267-70.
8. Nevelsteen, A., H. Lacroix, and R. Suy, Autogenous reconstruction with the lower extremity deep veins: an alternative treatment of prosthetic infection after reconstructive surgery for aortoiliac disease. *J Vasc Surg*, 1995. 22(2): p. 129-34.
9. O'Connor, S., et al., A systematic review and meta-analysis of treatments for aortic graft infection. *J Vasc Surg*, 2006. 44(1): p. 38-45.
10. Kieffer, E., et al., Allograft replacement for infrarenal aortic graft infection: early and late results in 179 patients. *J Vasc Surg*, 2004. 39(5): p. 1009-17.
11. Data on file, LifeNet Health.

1864 Concert Drive  
Virginia Beach, VA 23453  
1-888-847-7831 (US & Canada)  
1-757-464-4761 ext. 2000 (OUS)  
**www.LifeNetHealth.org**

The LifeNet Health logo and AngioGraft are registered trademarks of LifeNet Health.

©2018 LifeNet Health. All rights reserved.

68-40-265.01

LifeNet Health helps to save lives, restore health and give hope to thousands of patients each year. We are the world's most trusted provider of transplant solutions, from organ procurement to new innovations in bio-implant technologies and cellular therapies—a leader in the field of regenerative medicine, while always honoring the donors and healthcare professionals that allow the healing process.

