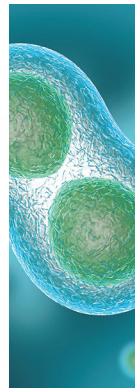
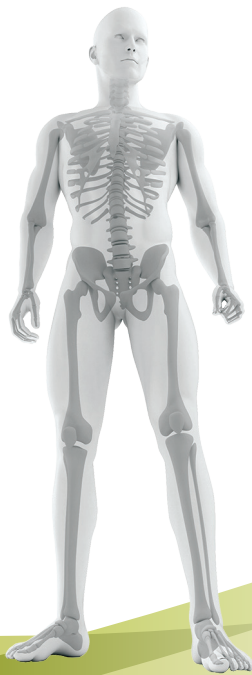
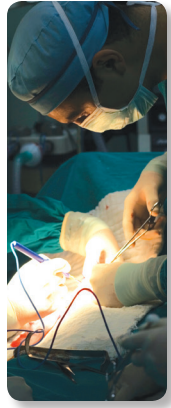


Representative Reports Using **DermACELL**[®]





Representative Reports Using **DermACELL**[®]

Clinical Reports using DermACELL in Chronic Wounds

- Bertasi G. Case study: Treatment of diabetic foot ulcer with human acellular dermal matrix (ADM). (68-20-108)
- Buchbaum EJ. Case study: Treatment of plantar diabetic ulcer with human acellular dermal matrix (ADM). (68-20-067)
- Cazzell S. A multicenter, randomized study to assess a sterile, hydrated acellular dermal matrix versus conventional care wound management in subjects with venous stasis ulcers: An interim analysis. (CR-006) SAWC April 29-May 3, 2015.
- Cazzell S. A multicenter, randomized study to assess a sterile, hydrated acellular dermal matrix versus conventional care wound management in subjects with venous stasis ulcers. (CR-004) SAWC September 26-28, 2015.
- Chen S-G, Tzeng Y-S, Wang C-H. Case report: Treatment of a severe burn with DermACELL, an acellular dermal matrix. *Int J Burn Trauma*. 2012;2(2):105-9.
- Deanesi W, Reitano R, Cogo A. Case report: Treatment of a venous leg ulcer using DermACELL, a human acellular dermal matrix (ADM). (68-20-099)
- Mulder G. Tissue augmentation and replacement of a heel fat pad with a decellularized sterile human dermal matrix. *Wounds*. 2012;24(7):185-9.
- Roussalis J. Novel use of an acellular dermal matrix allograft to treat a chronic scalp wound with bone exposure: A case study. *Int J Burn Trauma*. 2014;4(2):49-52.
- Shitrit SB, Ramon Y, Bertasi G. Use of a novel acellular dermal matrix allograft to treat complex trauma wound: A case study. *Int J Burn Trauma*. 2014;4(2):62-5.
- Walters J. A multicenter assessment of a sterile, room temperature, acellular dermal matrix versus conventional care wound management in the treatment of diabetic foot ulcers: An interim analysis. (CR-038) SAWC April 29-May 3, 2015.
- Walters J. A multicenter assessment of a sterile, room temperature, acellular dermal matrix versus conventional care wound management in the treatment of diabetic foot ulcers: An updated interim analysis. (CR-039) SAWC September 26-28, 2015.
- Walters J, Cazzell S, Pham H, Vayser D, Reyzelman A. Healing rates in a multicenter assessment of a sterile, room temperature, acellular dermal matrix versus conventional care wound management and an active comparator in the treatment of full thickness diabetic foot ulcers. *ePlasty*. 2016;16(e10).
- Yonehiro L, Burlison G, Sauer V. Use of new acellular dermal matrix for treatment of non-healing wounds in the lower extremities of patients with diabetes. *Wounds*. 2013;25(12):340-4.

Representative Reports Using **DermACELL**[®]



Non-Human Studies using DermACELL

- Capito AE, Tholpady SS, Agrawal H, Drake DB, Katz AJ. Evaluation of host tissue integration, revascularization, and cellular infiltration within various dermal substrates. *Ann Plast Surg*. 2012;68:495-500.
- Agrawal H, Tholpady SS, Capito AE, Drake DB, Katz AJ (December 2012). Macrophage phenotypes correspond with remodeling outcomes of various acellular dermal matrices. *Open Journal of Regenerative Medicine*. 2012;1(3):51-9.
- Moore M, Jones A. Decellularization of human dermis using Matracell technology: Process, preclinical studies, and medical applications. (68-20-029)
- Rosines E, Lin Q. Analysis of the acellular matrix, growth factors and cytokines present in DermACELL advanced wound management. (68-20-047)

Clinical Reports using DermACELL in Breast Reconstruction

- Bullocks J. DermACELL: A novel and biocompatible acellular dermal matrix in tissue expander and implant-based breast reconstruction. *Eur J Plast Surg*. 2014; 37(10):529-38.
- Bullocks J. The New Alternative For Breast Reconstruction Post Mastectomy; Case Study Series Part 1. (68-20-059-01)
- Bullocks J. The New Alternative For Breast Reconstruction Post Mastectomy; Case Study Series Part 2. (68-20-059-02)
- Bullocks J. The New Alternative For Breast Reconstruction Post Mastectomy; Case Study Series Part 3. (68-20-059-03)
- Hanna K, Yu D, LeGallo R, Colen D, Drake D. Matracell processed, sterilized acellular dermal matrix in implant-based breast reconstruction: Clinical and histologic outcomes. *Surgical Forum Abstracts*. 2013;217(3S):S91.
- Ortiz JA. Poland's breast reconstruction with decellularized human dermal allograft. *Mil Med*. 2014;179(2):e249-52.
- Park JS, Lee TJ. Comparison of two different acellular dermal matrices sling (AlloDerm, DermACELL) for implant-based immediate breast reconstruction. *Milan Breast Cancer Conference June 23-26, 2015*.
- Vashi C. Clinical outcomes for breast cancer patients undergoing mastectomy and reconstruction with the use of DermACELL, a sterile, room temperature acellular dermal matrix. *Plastic Surgery International*. 2014.
- Yu D, Hanna K, LeGallo R, Drake D. Comparison of the histological characteristics of ADM capsules to no-ADM breast capsules in ADM-assisted breast reconstruction. *Plast Reconstr Surg*. 2014;133(3 Suppl):113.

Process-Related Technologies

- Armour AD, Fish JS, Woodhouse KA, Semple JL. A comparison of human and porcine acellularized dermis: Interactions with human fibroblasts in vitro. *Plast Reconstr Surg*. 2006;117(3):845-56.
- Bio-Implants Brief. Ensuring the safety of allograft dermal tissue. (68-20-006-02)
- Moore M. Inactivation of enveloped and non-enveloped viruses on seeded human tissues by gamma irradiation. *Cell Tissue Bank*. 2012;13(3):401-7.

For international use only. Documents available upon request.

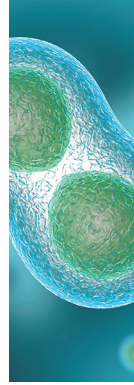
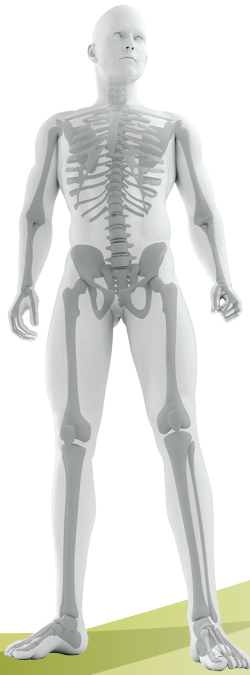
Phone: U.S. 1-888-847-7831 • 1-757-464-4761 x2000 (OUS) • Fax: U.S. 1-888-847-7832 or 1-757-464-6439 (OUS)

www.LifeNetHealth.org

For international use only. Documents available upon request.

Phone: U.S. 1-888-847-7831 • 1-757-464-4761 x2000 (OUS) • Fax: U.S. 1-888-847-7832 or 1-757-464-6439 (OUS)

www.LifeNetHealth.org



LifeNet Health helps to save lives, restore health and give hope to thousands of patients each year. We are the world's most trusted provider of transplant solutions, from organ procurement to new innovations in bio-implant technologies and cellular therapies—a leader in the field of regenerative medicine, while always honoring the donors and healthcare professionals that allow the healing process.

1864 Concert Drive
Virginia Beach, VA 23453
1-888-847-7831 (US & Canada)
1-757-464-4761 ext. 2000 (OUS)

www.LifeNetHealth.org

The LifeNet Health logo is a registered trademark of LifeNet Health, Inc.

©2016 LifeNet Health. All rights reserved.

68-20-143 .02

