



AngioGRAFT[®]

Human Aortoiliac Artery

Clinical Overview

A safe and efficacious alternative to synthetic grafts, in abdominal aortoiliac procedures

Applications

- Infected Synthetic Graft Replacement
- Trauma
- Mycotic Aneurysm
- Aortoenteric Fistula

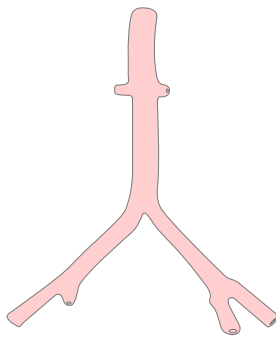
Why Use

- Allograft tissue most closely resembles the patient's native tissue
- **Convenient:** Available in 3 configurations, and measured in both flaccid and pressurized diameter sizing
- **Safety:** Allografts offer a high resistance to infection^{1,2}

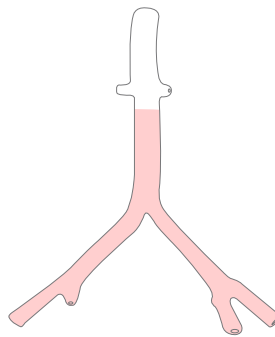
References

1. Harlander-Locke, M.P., et al., The use of cryopreserved aortoiliac allograft for aortic reconstruction in the United States. *J Vasc Surg*, 2014, 59(3): p. 669-74.
2. Philpott, JM, and Zemlin, CW. Aortic reconstruction for an infected stent graft with a composite homograft. *J Thoracic and Cardiovascular Surgery*, Volume 153, Issue 5, e73-e75.

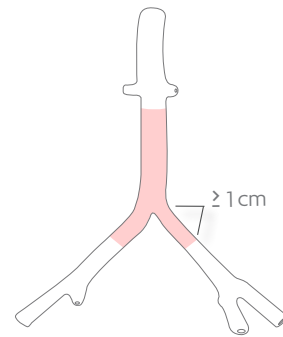




AI (Aortoiliac)
Full Aortoiliac



DAI (Distal Aorta & Iliacs)
Distal Aorta & Iliacs
w/o Renals



ABA (Abdominal Aorta)
Distal Aorta to the Iliacs

Aortoiliac Artery Cryopreserved Storage/-120°C and below		
Description	Sizing (Lenth)	Code
Aortoiliac	Suprarenal to a minimum of 4 cm distal to the iliac bifurcation	AI
Distal Aorta & Iliacs	Infrarenal to a minimum of 4 cm distal to the iliac bifurcation	DAI
Abdominal Aorta	Infrarenal to a minimum of 1 cm distal to the iliac bifurcation	ABA

Fragile. Store at liquid nitrogen (LN₂) vapor phase temperature (-120°C or below) and carefully follow the thaw and dilution instructions.

68-60-147.00

The LifeNet Health logo and AngioGraft are registered trademarks of LifeNet Health.

©2017 LifeNet Health, Virginia Beach, VA. All rights reserved.



North America
1.888.847.7831
orders@lifenethealth.org

Europe
+ 43 1 375002710
eu_orders@lifenethealth.eu

Latin America □ **Asia** □ **Middle East**
1.757.464.4761 ext. 2000
internat.orders@lifenethealth.org

www.LifeNetHealth.org
www.LifeNetHealth.eu